

SPANISH I, SEMESTER 1- STUDY GUIDE

Complete each activity to the best of your ability. Write all vocabulary words in Spanish, including *el, la, los* or *las* when appropriate.

Vocabulario - Para Empezar

To greet someone

Good morning
Good evening
Good afternoon
Hello
What is your name?
My name is...
Delighted
Likewise
Pleased to meet you
Sir, Mr.
Madam, Mrs.
Miss

To ask and tell how someone is

How are you? (formal)
How are you? (informal)
What's happening?
How are you?
And you? (formal)
And you? (informal)
very well
nothing
regular
gracias

To say good-bye

Good-bye!
See you later.
See you tomorrow.
See you!

To tell time

What time is it?
It's one o'clock.
It's...
quarter past
quarter to
thirty, half-past

To talk about the classroom

book
classroom
folder
notebook
pen
pencil
sheet of paper
student
student desk
teacher

To say the date

year
day
month
week
What day is today?
What is the date?
It's the...of...
It's the first of ...
today
tomorrow

Days of the week

Monday
Tuesday
Wednesday
Thursday
Friday
Saturday
Sunday

Other useful words

How many?
in
there is/there are
please

To ask for help

How do you say?
You say
How is...spelled?
It's spelled...
What does...mean?
It means...

To talk about the weather

What's the weather like?
It's hot.
It's cold.
It's sunny.
It's windy.
It's raining.
It's snowing.

To talk about the seasons

season
winter
fall, autumn
summer

Vocabulario - *Capítulo 1A*

To talk about activities

to dance

to draw

to go to school

to listen to music

to play sports

to play the guitar

to play video games

to read magazines

to ride a bicycle

to run

to sing

to skate

to skateboard

to ski

to spend time with friends

to swim

to talk on the phone

to use the computer

to watch television

to work

to write stories

To say what you like to do

I like to _____.

I like to _____ better. (I prefer to _____.)

I like to _____ a lot.

I do too.

To say what you don't like to do

I don't like to _____.

I don't like to _____ at all.

I don't (like to) either.

To ask others what they like to do

What do you like to do?

What do you like (prefer) better?

Do you like to _____?

And you?

Other useful words and expressions

also, too

and

neither...nor, not...or

or

well...

yes

Práctica - Capítulo 1A

A. COMPLETA EL DIÁLOGO – Complete each conversation with the most appropriate word/expression.

1. --¿_____?

--Me gusta montar en bicicleta. ¿Y _____?

--Me gusta escuchar _____. No me gusta _____ ver la tele _____ pasar tiempo con amigos.

--A mí _____.

2. --¿Te gusta _____?

--Sí, me gusta _____ hablar por teléfono.

--¡A mí _____!

B. OPINIONES – Write a sentence about what you like or do not like to do.

1. 😊



3. ☹️



2. ☹️



4. 😊



C. PREGUNTAS – Answer each question in a complete sentence in Spanish.

1. ¿Qué **no** te gusta hacer? (2+ actividades)

2. ¿Qué te gusta hacer en el verano?

3. ¿Qué te gusta más, ver la tele o jugar videojuegos?

Vocabulario - *Capítulo 1B*

To talk about what you and others are like

artistic

daring

funny

good

hardworking

impatient

intelligent

lazy

messy

neat

nice, friendly

patient

reserved, shy

serious

sociable

sports-minded

studious

talented

To ask people about themselves or others

What are you like?

What is he/she like?

What's his/her name?

Are you...?

To talk about what someone likes or doesn't like

he/she likes...

he/she doesn't like...

To describe someone

I am

I am not

he/she is

To tell whom you are talking about

male friend

female friend

boy

girl

Other useful words

sometimes

very

but

according to

according to my family

the (4)

a, an (4)

Práctica - Capítulo 1B

A. DESCRIPCIONES - Tell what the following people are like based on their likes/dislikes.

1. A Anita le gusta cantar. Anita es _____.
2. A Carlos le gusta practicar deportes. Carlos es _____.
3. A Manolo no le gusta pasar tiempo con amigos. Manolo es _____.
4. A Carolina le gusta dibujar. Carolina es _____.
5. A Javier le gusta montar en monopatín. Javier es _____.
6. A Sara le gusta ir a la escuela y le gusta estudiar. Sara es _____.

B. Rearrange the words to describe the person mentioned, starting with his/her name.

1. perezosa / es / chica / Carla / una

_____.

2. un / Luis / desordenado / estudiante / es

_____.

3. La Sra. Swartzloff / inteligente / una / es / profesora

_____.

C. Answer each question in a complete sentence in Spanish.

1. ¿Cómo eres tú? (2+)
2. ¿Cómo se llama el director (*principal*) de HHS?
3. ¿Qué le gusta hacer a LeBron James?
4. ¿Cómo es Sandra Bullock?

Vocabulario - *Capítulo 2A*

To talk about your school day

art
class
English
homework
in the...hour
lunch
mathematics
physical education
schedule
science
social studies
Spanish
technology/computers

To describe school activities

to study
to talk
to teach

To talk about the order of things

first
second
third
fourth
fifth
sixth
seventh
eighth
ninth
tenth

To talk about things you need for school

calculator
dictionary
three-ring binder
I need
you need

To describe your classes

amusing, fun
boring
difficult
easy
favorite
interesting
more...than
practical

Other useful words

Let's see
a lot
for Who?
I have
you have

Subject pronouns

I
you (singular, informal)
you (singular, formal)
he
she
we
you (plural, informal)
you (plural, formal)
they

Práctica - Capítulo 2A

A. SUJETOS – Select the subject of each sentence from the list provided.






- _____ 1. Necesito un libro para la clase de inglés.
_____ 2. Lidia y Julio estudian matemáticas.
_____ 3. Hablas con la profesora de ciencias naturales.
_____ 4. Usamos la computadora todos los días.
_____ 5. Tú y Sara necesitan una carpeta de argollas.
_____ 6. Nicolás practica deportes en la clase de educación física.

- | |
|-------------|
| A. yo |
| B. tú |
| C. él |
| D. ella |
| E. Ud. |
| F. nosotros |
| G. vosotros |
| H. ellos |
| I. ellas |
| J. Uds. |

B. VERBOS -AR - Write the -ar verb endings that correspond with each subject.

| | | | |
|-------------|-------|------------|-------|
| yo | _____ | nosotros | _____ |
| tú | _____ | vosotros | _____ |
| él/ella/Ud. | _____ | ellos/Uds. | _____ |

C. Express what the people shown are doing using a form of each -AR verb.

1.  yo / bailar
Yo _____.
2.  ellos / escuchar música
Ellos _____.
3.  él / practicar deportes
Él _____.
4.  tú / montar en bicicleta
Tú _____.
5.  nosotros / dibujar
Nosotros _____.

D. Answer the following questions in Spanish in a complete sentence.

1. ¿Cómo es la clase de ciencias naturales?
2. ¿En qué hora tienes la clase de español?
3. ¿Qué necesitas para la clase de matemáticas?
4. ¿Tú y tus amigos cantan en la clase de inglés?

Vocabulario - *Capítulo 2B*

To talk about classroom items

backpack

chair

clock

computer

desk

diskette

door

flag

keyboard

mouse

pencil sharpener

poster

screen

table

wastepaper basket

window

To indicate location

behind

here

in front of

in, on

next to, beside

on top of

there

underneath

Where?

Other useful expressions

of

my

your

It's a...

There is, There are

What is this?

Práctica - Capítulo 2B

A. Write each plural vocabulary word, including *los* or *las*.



B. ESTAR - Complete each sentence or exchange with a form of the verb *estar*.

1. El libro _____ encima de la mesa.
2. Sandra y yo _____ muy mal hoy.
3. --¡Hola, Juan! ¿Cómo _____?
--Muy bien, gracias.
4. María y Felipe _____ en la cafetería, ¿no?
5. Yo _____ en la clase de español.
6. Los pupitres _____ delante del escritorio.

C. Say where the following objects are in your Spanish classroom in complete sentences.

la computadora / el escritorio _____
los pupitres / el cartel de Costa Rica _____
el reloj / la ventana _____
la silla / el escritorio _____
la mesa / el sacapuntas _____

encima de
delante de
al lado de
debajo de
detrás de

D. Answer the following questions in Spanish in complete sentences.

1. ¿Qué hay en tu mochila? (Name at least 3 things)
2. ¿Dónde está el teclado en la clase de español?
3. ¿Dónde está el sacapuntas en la clase de español?

Vocabulario - *Capítulo 3A*

To talk about breakfast

for breakfast

bacon

banana

bread

cereal

eggs

sausage

toast

yogurt

To talk about lunch

for lunch

apple

cheese

cookie

french fries

fruit salad

ham

ham and cheese sandwich

hamburger

hot dog

orange

pizza

salad

strawberries

vegetable soup

To talk about eating and drinking

to drink

to eat

to share

food

To talk about beverages

water

coffee

apple juice

orange juice

milk

lemonade

soft drink

tea

iced tea

To indicate how often

never

always

every day

To say that you like/love something

I love

you love

I like

you like

Other useful words

to understand

with

more or less

without

Of course!


How awful!

Right?

Which? What?

Práctica - Capítulo 3A

A. Categorize the following foods and drinks into *desayuno* or *almuerzo*.



| DESAYUNO | ALMUERZO |
|----------|----------|
| | |

B. Express your opinion about each of the following using *gustar* or *encantar*.

1. Me _____ el almuerzo de la cafetería. (*encantar*)
2. A mí me _____ las fresas. (*gustar*)
3. ¿Te _____ los libros nuevos? (*gustar*)
4. A ti te _____ la clase de arte, ¿no? (*encantar*)

C. Write the *-er* and *-ir* verb endings below.

-ER VERBS:

| | | | |
|-------------|-------|------------|-------|
| yo | _____ | nosotros | _____ |
| tú | _____ | vosotros | _____ |
| él/ella/Ud. | _____ | ellos/Uds. | _____ |

-IR VERBS:

| | | | |
|-------------|-------|------------|-------|
| yo | _____ | nosotros | _____ |
| tú | _____ | vosotros | _____ |
| él/ella/Ud. | _____ | ellos/Uds. | _____ |

D. Tell what people eat or drink each day using the verb *beber* or *comer*.

1. Luis / pizza _____.
2. Tú y yo / jugo de naranja _____.
3. Yo / limonada _____.
4. Sara y Juan / fresas _____.
5. Tú / una hamburguesa _____.

Vocabulario - Capítulo 3B

To talk about food and beverages

dinner
beefsteak
beverages
butter
carrots
chicken
fats
fish
grains
grapes
green beans
ice cream
lettuce
meat
onion
pastries
peas
potatoes
rice
spaghetti
tomatoes

To talk about being hungry or thirsty

I'm hungry
I'm thirsty

To discuss health

to walk
to exercise
I do
you do
to lift weights
for one's health
to maintain one's health

To indicate a preference

I prefer
you prefer
should, must

To ask a question or give an answer

Why?
because

To indicate agreement or disagreement

to think
I think...
I don't think so.
I think so.
I agree
I don't agree

To express quantity

something
many
all

To describe something

horrible
bad
tasty, flavorful

Other useful words

every day

To describe how someone is feeling

to be cold
to be sleepy
to be warm

To talk about food

delicious
dessert
main dish
rich, tasty
to order
to want

Práctica - Capítulo 3B

A. Decide if the following statements about food are *cierto* (C) or *falso* (F).

- _____ 1. El arroz y los espaguetis son cereales.
- _____ 2. Comer muchas grasas es bueno para la salud.
- _____ 3. Las cebollas, la lechuga y las zanahorias son ingredientes de una ensalada.
- _____ 4. El bistec y el pollo son pasteles.
- _____ 5. Normalmente comemos judías verdes en el desayuno.
- _____ 6. Las salchichas y el tocino son carnes.

B. Write the forms of the verb *ser*:

| | | | |
|-------------|-------|------------|-------|
| yo | _____ | nosotros | _____ |
| tú | _____ | vosotros | _____ |
| él/ella/Ud. | _____ | ellos/Uds. | _____ |

C. Complete each statement with the appropriate form of the verb *ser*.

- 1. ¿Tú _____ una persona que come verduras?
- 2. Las verduras _____ terribles. ¡Qué asco!
- 3. El profesor no _____ muy simpático, ¿verdad?
- 4. Yo _____ muy inteligente.
- 5. Mi amiga y yo _____ graciosas.

D. Describe each of the following foods/drinks with a word from the bank.

- 1. El bistec es _____ para la salud.
- 2. Los estudiantes son _____.
- 3. Las fresas son muy _____.
- 4. ¡Qué asco! La lechuga es _____.
- 5. Me gusta mucho la limonada. Es _____.

| |
|--------------|
| bueno |
| inteligentes |
| sabrosa |
| terrible |
| sabrosas |